


1006



CAUVERY KALPATHARU GRAMEENA BANK

(Sponsored by State Bank of Mysore)

Head Office : CA-20, Vijayanagar 2nd Stage, MYSORE-570 017

**ACQUAINT YOURSELF WITH RECRUITMENT TESTS
FOR OFFICER JMG SCALE-I
(25.09.2011)**

I. INTRODUCTION

We are glad that you have applied in response to our advertisement for the recruitment of Officer JMG Scale-1.

1. This booklet contains details pertaining to various aspects of the examination you are going to take and important instructions about the related matters. **The assessment of answersheets will be done by a computerised machine, hence you should carefully read instructions regarding handling of the answersheet and the method of marking answers.** You are advised to study this booklet carefully as it will help you to prepare for the examination.
2. Before appearing for the written examination you should strictly ensure yourself that you fulfil the eligibility criteria stipulated by the bank in all respects.
3. Please note that since this is a competitive examination, mere passing is not adequate. You have to obtain a high rank in the order of merit as it has a bearing in the final selection. You should, therefore, put in your best effort in the examination.

II. GENERAL INSTRUCTIONS

1. **Particulars to be Noted** : Please note carefully your Roll Number, Category, date, time and venue for the examination given in the call letter. Please also note that this call letter does not constitute an offer of employment by the bank.
2. **Punctuality in Attendance** : You should be present at the examination hall at least half an hour before the time given in the call letter. Candidates arriving late will not be permitted to enter the Examination Hall.
3. **Call letter to be Surrendered** : Affix firmly a copy of your recent passport size photograph in the space provided for it in the call letter and in the Original Fee Payment Challan and bring these with you when you come to the venue for the examination. **You will not be permitted to appear for the examination if you do not bring the call letter alongwith the Original Fee Payment Challan with the photographs affixed on both.** You will be required to sign in the space provided for candidate's signature on your call letter in the presence of the invigilator in the examination hall. You should hand over your call letter alongwith the Original Fee Payment Challan to the invigilator in the examination hall, when he collects the call letters from the candidates. Please retain the counterfoil at the bottom of the call letter with you for your personal record.
4. **Compliance with Instructions** : You should scrupulously follow the instructions given by test administrators and the invigilators at all the stages of the examination for which you have been called. If you violate the instructions you will be disqualified and may also be asked to leave the examination hall.
5. **Use of Books, Notes and Copying or Receiving/Giving Assistance Not Allowed** : No calculator, separate or with watch, pagers, cellphones, books, slide rules, foot rules, note-books or written notes will be allowed inside the examination hall. Any candidate who is found either copying or receiving or giving assistance will be disqualified.
6. **Specimen Answersheet and How to fill information On it** : A blank specimen answersheet is attached to this booklet at the end. Fill in the required biodata and other information on this answersheet for your practice and bring it with you to the examination hall. You will get a similar answersheet in the examination hall, on which you will have to copy the biodata and other information already filled in by you on the specimen answersheet. **How to fill in the information on the answersheet is explained in this booklet elsewhere (at Sl. No. IV) and shown on the specimen answersheet.**
7. **Use of HB Pencil and Ball Pen** : You should bring with you two HB pencils, a good quality eraser, a sharpener and a ball-point pen. You are advised to bring two pencils to avoid mending a pencil during the examination as you may lose time. **Use ball-point pen** for filling up the information only in **boxes 1-11 on Side 1. Use HB pencil only**, for filling up information in **boxes 13-28 on side 1** of the answersheet and **box 29 on side 2** of the answersheet. **All the answers should also be marked by using HB pencil only.**
8. **Handling answersheet** : Please handle your answersheet with extreme care and keep it dust free. If it is mutilated, torn, folded, wrinkled or rolled, it may not be evaluated by the machine.
Answersheets and question papers will be supplied by the Bank. After the test is over, **you should hand over the answersheet and objective test booklet (question paper) to the invigilator before leaving the room.** Any candidate who does not return the question booklet and/or answersheet or is found to attempt to take or pass on the question booklet or answersheet inside or outside the examination hall will be disqualified and the Bank may take further action against him as per rules of the Bank.
9. **Rough work to be done on the booklet** : You should do all the necessary rough work on test booklet/question paper itself only. You SHOULD NOT do your rough work on the answersheet or any other paper. If any rough work is done on the answersheet, your answersheet will not be assessed.
10. **One Single Answersheet** : For all the objective tests there will be a single answersheet.
11. **Method of Showing Answers** : All your answers must be marked in the answersheet only. The method of indicating answers as described and illustrated below must be followed. If this is not done the answersheet will not be assessed by the computerised machine.
12. **Write Roll No. on the Test Booklet** : You should write your Roll No. in the space provided on the cover page of the test booklet. If you do not write your Roll No. on the test booklet your answersheet will not be assessed.
13. **Information on the Answersheet** : You should write all the information required on the answersheet such as Roll No., Name, Test Form No., etc. **If you do not write your Roll No., Name and Test Form No., etc. and do not darken the respective ovals, your answersheet will not be assessed.**
14. **Travelling Allowance not admissible** : No travelling allowance or other expenses in connection with the examination will be paid.

III. METHOD OF SHOWING ANSWERS

How to show your answer : Each question is followed by answers which are numbered 1, 2, 3, 4 and 5. Select the most appropriate answer. **Then by using HB Pencil blacken the oval bearing the correct answer number against the serial number of the question. For example, if the answer to Question Number 2 is answer number 5, it is shown as follows :**

2. (1) (2) (3) (4) (5)

DO NOT USE BALL PEN OR INK PEN TO MARK ANSWERS.

Please also note that you should not use an H, 2H/HH, 3H type of pencils. The marks made by such hard pencil will be too light and will not be read by the computerised machine. So such hard pencils are NOT TO BE USED. If you use too soft pencils like 2B/BB, 3B etc., your marks will be too dark. So when you want to change your answer by erasing the first one, there may be smudges or dark marks in place of the erased answer or around it. So soft Pencils are NOT TO BE USED. THEREFORE, USE ONLY HB PENCILS.

SOME WRONG METHODS OF MARKING ANSWERS :

Please DO NOT mark your answers or fill up information by using different methods of marking as illustrated below :

(Use of Line Mark) (1) (2) (3) (4) (5)
(Half filled oval) (1) (2) (3) (4) (5)
(Marks outside the oval) (1) (2) (3) (4) (5)

In all the above cases, though you may have shown your answer, **it may not be read** by the machine because of wrong method of showing the answer.

VERY IMPORTANT

Answers shown only by blackening an oval by HB pencil will be accepted.

Please note that the oval should be dark enough and should be filled in as completely as possible. You need not make special efforts to darken any oval artistically.

How to change your Answer : If you wish to change your answer, **ERASE completely** the already darkened oval by using good quality eraser and then blacken the new oval bearing your revised answer number.

While changing the answer, **erasing** the earlier answer **completely is extremely essential. If it is not erased completely, smudges will be left on the erased oval and the question will be read as having two answers and will be ignored for giving any credit.**

(1) (2) (3) (4) (5)

(Smudge left in oval No. 3 due to bad eraser and the fresh answer in oval No. 4 will be read as two answers 3 & 4 and therefore no credit will be given even if the answer No. 4 happens to be the correct answer.)

IV. HOW TO FILL IN YOUR BIODATA INFORMATION ON THE ANSWERSHEET :

Important

- (1) The information is to be filled in by you in boxes 1-11 and 13-28 on Side 1 and in box 29 on Side 2 of the answersheet.
- (2) You have to fill in information **in boxes 1-11** by using **ball point pen**.
- (3) Information in boxes 13-28 on side 1 and 29 on side 2 is to filled up by using **HB pencil only**.

How to fill in the information is explained with the help of an example given below : (Filled in Specimen Answersheet is also enclosed).

REMEMBER this is ONLY an example for your guidance. You have to fill up YOUR OWN information on your answersheet.

Name of the Candidate : B. Priya
Date of Examination : 25.09.2011
Organization : Cauvery Kalpatharu Grameena Bank
Roll No. of the Candidate : 1107000599
Centre of Examination : Mysore
Post : Officer JMG Scale-I
Category : General
Date of Birth : 22.02.1987
Sex : Female
Religion : Hindu

Qualifications :

Exam. Passed	Place of Study	Board/University	Percentage of marks	Medium of Instruction
S. S. C.	District H.Q.	K.S.E.E.B.	65	Kannada
H. S. C.	District H.Q.	K.S.E.E.B.	63	English
B. Com.	District H.Q.	University of Mysore	69	English

Annual Family Income : Rs. 3,45,000/-
Parental Education : Father – Post Graduate
Mother – Graduate

Now please refer to the enclosed Specimen Answersheet while reading the following description.

Side I

Full Name of the Candidate (Box No. 1) : You have to write in capitals your full name in English. See how the candidate has written her name in the space provided by using ball-point pen.

Other information (Box No. 2 to 7) : You will find that the information asked for in the boxes from 2 to 7 can be filled in easily. Fill in this information by using ball-point pen. (Keep box 6 blank)

Test Booklet Serial Number, Test Battery Number and Test Form Number (Information required in Boxes 8-10) : Test Booklet Serial Number, Test battery Number and Test Form Number (information required in Boxes 8-10) are printed on the test booklet. You have to copy these numbers on your answer sheet using ball point pen from the test booklet which you will receive at the time of examination.

Candidate's Signature (Box No. 11) : Please put your signature by ball point pen.

USE HB PENCIL FROM BOX NO. 13 ONWARDS

Candidate's Name (Box No. 13) : There is a row of 10 boxes for writing the name. Just below each box you will find a column of 26 ovals each containing a letter of the English alphabet. The top oval in each contains a letter 'A' whereas the last oval bears 'Z'. See how the candidate has written her name in capitals by entering one letter in each box using HB pencil, and has blackened the appropriate oval under each box. Please note that the candidate has left one box and respective column of ovals blank between two parts of her name. **If your name contains more letters write only the first 10 letters (including space) which you can accommodate in the Boxes provided.**

Candidate's Roll Number (Box No. 14) : You will be assigned a 10 digit Roll Number. There is a row of 10 boxes provided to write the Roll Number. Just below each box there are 10 ovals numbered from 1 to 9 and 0. See how the candidate has written her Roll Number in the boxes, entering one digit in each box by using HB pencil and has blackened the appropriate oval under each box. You have to write your Roll Number on the test booklet also in the space provided for it.

Post (Box No. 15) : Keep this box blank.

Category (Box No. 16) : Category codes are given in Annexure – I. Please find out the code number of the category you belong to and enter the code in the box and blacken the appropriate oval by HB pencil. See how the candidate in the example has written and darkened the appropriate oval for her category.

Test Form No. (Box No. 17) : You will have to write the test form number (3 digits) under Box 17. Write each of the digits in the boxes provided and blacken the appropriate ovals by HB pencil.

Version of the Test Used (Box No.18) : Tests of Reasoning, Numerical Ability and General Knowledge are printed in **Hindi and English**. You have a choice of referring to the tests in either of the languages. Indicate in the box if the language which you are referring to is hindi.

Date of Birth (Box No. 20) : Date of birth of this candidate is 22.02.1987. See how the candidate has entered the date, month and the year in the boxes and darkened the appropriate ovals correctly. If the date or the month happens to be single digit you should indicate this by prefixing 'zero'.

Discipline/faculty (Box No. 21) : Under this the candidate has to mark his/her Faculty of Study. viz. Arts, Science, Commerce, Engineering and Technology or Management. If the faculty studied by you is other than these, then indicate as 'others'. The candidate in our example has Studied 'Arts' at both H.S.C. & Graduation level.

Medium of Instruction (Box No. 22) : In this box, the information about medium of instruction at various levels of study, viz. SSC, (X Std.), HSC (XII Std.), Graduation (DEGREE) and Post Graduation (PG) is to be indicated. The language codes are given below :

Code	Language	Code	Language	Code	Language	Code	Language
11	Assamese	15	Hindi	19	Marathi	23	Sindhi
12	Bengali	16	Kannada	20	Oriya	24	Tamil
13	English	17	Kashmiri	21	Punjabi	25	Telugu
14	Gujarati	18	Malayalam	22	Sanskrit	26	Urdu

The candidate in our example has studied in Kannada Medium at SSC level whereas from HSC onwards upto Graduation, her medium of instruction was English. Therefore, she has written Code 16 under SSC and Code 13 under HSC and Degree. Also she has blackened the appropriate ovals in the column below each box.

Percentage of Marks (Box No. 23) : In this box percentage of marks obtained at each level of examination (rounded off to two digits) is to be indicated. For each level of examination, two boxes for writing two digits have been provided. Under each boxed space, 10 ovals ranging from 1 to 9 & 0 have been provided for blackening the appropriate oval. In case grades are given by an examining agency, convert the same into equivalent percentages and indicate as above.

Place of School/College (Box No. 24) : In this box, the candidate has to indicate, by blackening the appropriate oval, his/her place of study (Village, Tehsil, District, State Capital, Metropolis) for each level of examination (SSC, HSC, Degree, PG).

Annual Family Income (Box No. 25) : See how the candidate has blackened the appropriate oval indicating her family income.

Parental Education (Box No. 26) : In this box the column 1 indicates level of education, column 2 and 3 are for indicating father's and mother's education respectively. Note how the candidate has blackened the respective ovals using **HB Pencil**.

Religion (Box No. 27) : In this box indicate your religion by darkening the appropriate oval using **HB pencil**. See in the specimen answersheet, how the candidate has darkened the respective oval.

Sex (Box No. 28) : See how the candidate has blackened the appropriate oval using **HB Pencil**.

Side 2 :

Roll Number (Box No. 29) : You should write your Roll Number by HB pencil in this box at the left hand bottom corner of Side 2 of the answersheet.

V. IMPORTANT POINTS TO REMEMBER

1. The machine first reads the Test Form No. **on side 1 Box No. 17** of the answersheet and then evaluates your answers as per the correct answers of questions in that Form. Therefore, you **MUST INDICATE YOUR TEST FORM NO. CORRECTLY BY FILLING THE CORRECT OVALS BY HB PENCIL**.
2. **IMPORTANT** : Your answersheet **MAY NOT** be assessed if you —
 - (i) **Do not darken the corresponding ovals to your Roll Number in Box 14.**
 - (ii) **Do not darken the corresponding ovals to the Test Form Number in Box 17.**
 - (iii) Do not follow the proper method of indicating the answers i.e. darkening the ovals.
3. Your answersheet may also not be assessed —
 - (a) If you do the rough work on the answersheet.
 - (b) If you do not write your Roll No. on the Test Booklet.
 - (c) If you do not write all the information required on the answersheet.
 - (d) If you do not handle your answersheet carefully.
4. You are advised to bring with you the following things :-
 - (i) Call letter with your recent passport size photograph affixed thereon.
 - (ii) Original Fee Payment Challan.
 - (iii) Completely filled in biodata information on the specimen answersheet provided at the end of this booklet.
 - (iv) Two HB Pencils, a pencil sharpener and a good quality eraser.
 - (v) One ball point pen.
5. When **START** signal for Objective test booklet is given, do not waste your time in first reading all the questions in each of the tests as is done in the School/College/University examinations. Since these questions are of objective type, read a particular question and immediately mark your answer on the answersheet. In case you find a particular question difficult, skip the question and go on to the next question. The question so skipped may be solved at the end, if time is available.
6. In the examination hall when the invigilator asks you to tear open the wrapper of particular part of the test booklets, **open the wrapper of that part only along right hand edge. DO NOT remove the staples** of the test booklet which are at the **left hand side**. Immediately after opening the test wrapper along right hand edge, verify that all the questions are properly printed in your booklet and then begin answering the test. In case the test booklet is defective, get it replaced by another test booklet bearing the same Test Form No. Till the invigilator replaces your test booklet continue answering other questions which are not defectively printed so that you do not lose time while the replacement of the defective booklet is being done.
7. If the question is skipped care should be taken while marking the answer of the next question. It should be marked against the appropriate question serial number leaving blank the answer spaces for the skipped question.
8. No extra time will be given for darkening the ovals after the time is over and the 'STOP' Signal is given.

IMPORTANT :

Candidates resorting to any unfair practices either during the written test or during subsequent selection procedure will be liable for disciplinary action taken against him/her by the Bank, as per the disciplinary procedure laid down.

The Bank would be analysing the responses of a candidate with other appeared candidates to detect patterns of similarity. If as per the laid down procedure it is suspected that the responses have been shared and the scores obtained are not genuine/valid, the Bank reserves the right to cancel his/her candidature.

VI. WRITTEN EXAMINATION

In the written examination there will be Objective tests as follows.

OBJECTIVE TESTS

Sr. No.	Name of the Test	No. of Questions	Maximum Marks	Time Allotted
1.	Reasoning	50	50	2 Hours (120 minutes)
2.	Quantitative Aptitude	50	50	
3.	General Awareness	50	50	
	TOTAL	150	150	
4.	English Language*	50	50	30 Minutes

* Only Qualifying – The marks will not be reckoned for merit ranking.

You may attempt the first three Tests/questions in any order you like in the time of 2 hours allotted for these tests. 30 minutes will be given separately for the Test of English Language. During the thirty minutes allotted for the Test of English Language, you can not attempt any other Test.

PASS MARKS : Candidates must obtain minimum of 40% marks (35% marks for SC/ST/EXS/PWD) in each test. Marks obtained in the written test will be reckoned for merit ranking. Accordingly, candidates will be called for interview. Depending upon the number of vacancies only those candidates who rank sufficiently higher in the written test will be called for interview in the ratio of 1 : 4. Mere eligibility / pass in the test shall not vest the candidate with any right to be called for the interview. Final selection will be on the basis of the ranking accorded, after adding the marks obtained in the written test and interview.

THERE WILL BE PENALTY FOR WRONG ANSWER MARKED BY YOU IN THE OBJECTIVE TESTS. There are five alternatives in every question of a test. For each question for which a wrong answer has been given by you, one-fourth or 0.25 of the marks assigned to that question will be deducted as penalty. If for any question you give more than one answer, it will be treated as wrong even if one of the given answers happens to be right and there will be the same penalty as above for that question. If a question is left blank, i.e. no answer is given by you, there will be no penalty for that question. If the total of the penalty for a test is in fraction, the marks obtained will be rounded off to the nearest integer. **YOU SHOULD THEREFORE BE CAREFUL IN MARKING YOUR ANSWERS.**

SAMPLE QUESTIONS

OBJECTIVE TESTS

Below are given some sample questions for the objective type tests. The types of questions are only illustrative and not exhaustive. In actual examination you may find questions on some or all of these types and also questions on the types not mentioned here.

TEST 1 : REASONING

This is a test to see how well you can think. It contains questions of various kinds. Here are some sample questions.

Directions : In each of the following questions, there is a group of letters or words given. Four of the five are alike in a certain way, while one is different. Find out the one which is different.

Q.1. (1) black (2) red (3) green (4) yellow (5) paint

Of the five, 'black', 'red', 'green', and 'yellow' form a group as they are names of colours. 'Paint' is not the name of a colour. Therefore (5) is the answer.

Now try to solve the following question.

Q.2. (1) XZ (2) MN (3) PQ (4) BC (5) ST

Following are the questions based on analogy.

Q.3. "Foot" is related to "Man" in the same way as "Hoof" is related to _____
(1) Leg (2) Horse (3) Dog (4) Boy (5) Shoe

In the above example, with which one of the five, does "Hoof" have the same relationship as "Foot" has to "Man" ? The answer is "Horse", which is answer number (2).

Now try the following questions.

Q.4. "Day" is related to "Night" in the same way as "Kind" is related to _____
(1) Cruel (2) Bright (3) Dark (4) Generous (5) Gratitude

Now try the following questions.

Q.5. If the letters in the word TOPS can be rearranged to form a meaningful word beginning with O, the last letter of that word is your answer. If more than one such word can be formed, M is the answer and if no such word can be formed, X is the answer.
(1) T (2) P (3) M (4) S (5) X

There may also be questions in the form of figures, designs and drawings. These may be of three types :

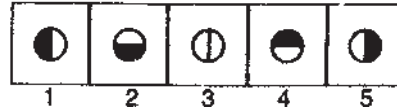
1. Analogies 2. Classification and 3. Series

1. Analogies :

In these questions, there are two sets of figures. the 'Problem Figures' and the 'Answer Figures'. The Problem Figures are presented in two units. The first unit contains two figures and the second unit contains one figure and a question mark in place of the fourth figure. You have to find out which one of the Answer Figures should be in place of the question mark. Study the following questions based on Analogies.

Problem Figures

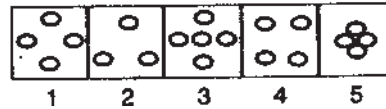
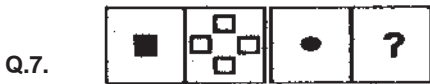
Answer Figures



Look at the first two Problem Figures. The second figure is related to the first figure in a certain way. The first figure is a square. In the second figure, the square has been bisected by a vertical line and the right half has been darkened. The third and fourth figures should have the same relationship as the first and the second have. The third figure is a circle, so in the fourth figure, the circle should be bisected by a vertical line and the right half should be darkened. Answer Figure 5 is related to the third Problem Figure in this way. Therefore the answer is "5".

Problem Figures

Answer Figures

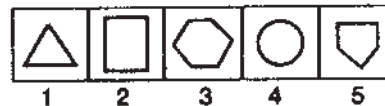


Study the first and the second figures in the Problem Figures. The first figure is a darkened square and in the second figure, there are four squares, not darkened, arranged in a particular way. That means the elements in the second figure are four times the elements in the first figure and are not darkened. In addition, the four squares are arranged in a specific way and are not touching one another.

The third figure is a darkened circle. Therefore, the fourth figure should have four circles which are not darkened, arranged in the same way as in the second figure. Now look at the Answer Figures. You will find that figure 1 consists of four circles which are not darkened arranged in a similar way. Therefore, the answer is "1".

Problem Figures

Answer Figures

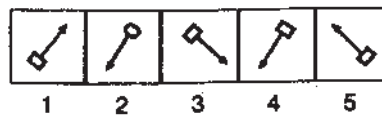


Study the first and the second figures in the first unit of the Problem Figures. The first figure is made up of four lines and the second figure is made up of five lines. That means the second figure has one line more than the first figure. The third figure in the second unit has five lines. Therefore, the fourth figure should have six lines i.e. one more than the third. Now look at the Answer Figures. You will find that figure 3 is made up of six lines. Therefore, the answer is "3".

Now, attempt the following questions. (Correct answers to all the unexplained questions are given later in this booklet).

Problem Figures

Answer Figures



2. Classification :

Study the following questions based on classification.

Problem-cum-Answer Figures



In classification, the Problem Figures are also the Answer Figures. Out of the five figures 1, 2, 3, 4 and 5, four are similar in a certain way and so form a group. One figure is not like the other four. The question is which one of the figures does not belong to this group.

For example, look at the example at Q. No. 11. Of the five figures, four figures are such that in each of them, there are two similar figures, one within the other. These four figures form a group. Figure 1 is unlike this and so does not belong to this group. Therefore the answer is "1".

Problem-cum-Answer Figures

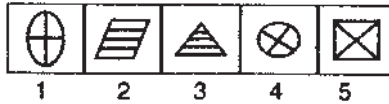


Study the five figures of Q.12. The first four figures form a group as they represent different types of containers while the fifth figure, a spoon, does not represent a container. Therefore the answer is "5".
 Now attempt the following questions.

Problem-cum-Answer Figures



Q.13.



Q.14.

3. Series (I)

Study the following problems based on series.

Problem Figures

Answer Figures



Q.15.

Note that the four figures given first at the left are called Problem Figures. The five figures given next are called Answer figures. They are indicated by numbers 1, 2, 3, 4 and 5.

The four Problem Figures make a series. That means they change from left to right in a specific order. The question is "if the figures continue to change in the same order, what should the fifth figure be ? In the example above, as you go from left to right, you find that the arrow inside the circle keeps rotating at 90° in the clockwise direction. The question is, 'if the arrow continues to rotate by the same amount in the clockwise direction, what will be its next, i.e. fifth position ? The answer is that it should point towards the top in the fifth figure. Answer Figure 2 shows this position of the arrow. Therefore, the answer is "2".

Problem Figures

Answer Figures



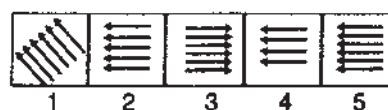
Q.16.

Look at Q.16 carefully. You will see two different things happening here. From left to right, the number of black dots inside the hexagon is increasing by one everytime in the anti-clockwise direction. But note that the white dot is moving in the clockwise direction. In the fifth figure, the white dot should be at the upper left corner of the hexagon. Only Answer Figure 3 has both-one black dot getting added at the lower left corner and the white dot moving to the upper left corner. So, the answer is "3".

Note that there can be questions with five Problem Figures in the series type of questions. For example, study the Problem Figures in Q. No. 17.

Problem Figures

Answer Figures



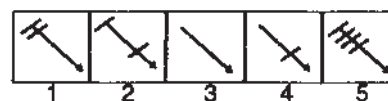
Q.17.

Note that the number of arrows is increasing by 1 everytime and that they are gradually falling towards the left. In the sixth figure there should be six arrows and they should fall further and be lying flat, i.e. they should be horizontal. The answer, therefore, is "5".

Now solve the following questions.

Problem Figures

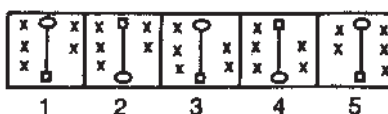
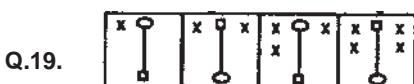
Answer Figures



Q.18.

Problem Figures

Answer Figures



Q.19.

There may be some other types of questions also.

TEST 2 : QUANTITATIVE APTITUDE

This test is designed to measure how fast and accurate you are in dealing with numbers.

Direction : In each of the following questions a number is missing which is indicated by a question mark. Your task is to find out what will come in place of the question mark.

Q.20. $42 + 73 + 137 = ?$
(1) 352 (2) 252 (3) 242 (4) 142 (5) None of these

Q.21. $20 \times \frac{1}{2} = ?$
(1) 4 (2) 5 (3) 12 (4) 20 (5) None of these

The correct answer for Q. 21 is 10. But none of the 1, 2, 3, or 4 shows this answer. Therefore your answer is 5.

Some of the questions may require arithmetical reasoning. For example :

Q.22. At 10 rupees each, how many rupees will 6 apples cost ?
(1) 6 (2) 10 (3) 60 (4) 61 (5) 610

Q.23. Which of the following can be exact multiple of 4 ?
(1) 27114 (2) 58204 (3) 48402 (4) 32286 (5) None of these

Q.24. If the profit made by selling a pen for Rs.10 is as much as its cost, what is the cost price of the pen ?
(1) Rs.3/- (2) Rs.5/- (3) Rs.10/- (4) Rs.20/- (5) None of these

Test 3 : GENERAL AWARENESS

This test is designed to measure your knowledge about the past and present events.

Q.25. The United States Patent Office has given a patent to a Texan Company for selling some varieties of
(1) Basmti rice (2) Turmeric (3) Papaya (4) Neem (5) Grapes

Q.26. Which of the following sectors contributes maximum in deciding the growth in income of the states in India ?
(1) Energy (2) Tourism (3) Service (4) Transport (5) Agriculture

Q.27. Which of the following is the state where the number of people living below poverty line is maximum ?
(1) Bihar (2) Andhra Pradesh (3) Uttar Pradesh (4) Rajasthan (5) None of these

Q.28. Who is the person closely associated with operation flood programme and was honoured by Padma Vibhushan ?
(1) Dr. V. Kurien (2) Dr. M. S. Swaminathan (3) Dr. Amartya Sen
(4) Dr. A.P.J. Abdul Kalam (5) None of these

Q.29. Who amongst the following has written the novel 'Two States' ?
(1) Amitav Ghosh (2) Kiran Desai (3) Shobha Day (4) Chetan Bhagat (5) None of these

Test 4 : ENGLISH LANGUAGE

This is a test to see how well you 'know' English. Your English language ability would be tested through questions on grammar, vocabulary, sentence completion, synonyms, antonyms, comprehension of a passage, etc. Study and answer the sample questions given below. Please remember, in the test there may be questions of several other types also.

Direction : Pick out the most appropriate word from amongst the words given below each sentence to complete it meaningfully.

Q.30. He quickly glanced the book to find what it said about the Indian economy.
(1) at (2) through (3) in (4) to (5) over

The correct answer is "through" which is answer No. 2.

Q.31. The counsel urged the court to down the obnoxious law.
(1) enact (2) enforce (3) cancel (4) strike (5) declare

Q.32. The local official the Minister of the situation.
(1) explained (2) warned (3) apprised (4) told (5) intimated

Directions : Read each sentence given below to find out whether there is any grammatical error in it. The error, if any, will be in one part of the sentence. The number of that part of the sentence is your answer. If there is no error, the answer is '5'. (Ignore errors of punctuations, if any)

Q.33. I am twenty / two years old / when I first / joined the bank. No error
(1) (2) (3) (4) (5)

The error is in (1). Therefore the answer is '1'.

Q.34. To the Hindus / the Ganga is / holier than / any other river. No error
(1) (2) (3) (4) (5)

In this question, there is no error; Hence the right answer to this question is '5'.

Now attempt the following question.

Q.35. Of all the teachers / in our school / our class teacher / were very strict. No error
(1) (2) (3) (4) (5)

Directions : In each of the following questions select from amongst the five alternatives, the word **nearest in meaning** to the word given in capitals.

Q.36. CENTENARY
(1) a guard (2) a hundred years (3) a very old man (4) hundred runs (5) hundredth anniversary

Q.37. TRIUMPH
(1) conquer (2) smash (3) earn (4) brave (5) capture

Directions : In each of the following questions, select from amongst the five alternatives, the word **most opposite** in meaning of the word given in capitals.

Q.38. LIVELY
(1) simple (2) weak (3) dull (4) angry (5) moron

Q.39. INADVERTENT
(1) adequate (2) available (3) sluggish (4) negligent (5) intentional

In addition to the above questions, there will be a passage in English for comprehension. You will be asked questions based on the passage.

Now follow the correct method of showing your answer with an HB pencil and mark your answers to all the 39 questions given so far in this booklet on the specimen answersheet given below. This will give you practice in correctly marking your answers. Answers to first four questions have been marked for you.

Specimen Answersheet for 'Practice questions'.

1	<input type="radio"/> 1	<input type="radio"/> 2	<input type="radio"/> 3	<input type="radio"/> 4	<input checked="" type="radio"/> 5	9	<input type="radio"/> 1	<input type="radio"/> 2	<input type="radio"/> 3	<input type="radio"/> 4	<input type="radio"/> 5	17	<input type="radio"/> 1	<input type="radio"/> 2	<input type="radio"/> 3	<input type="radio"/> 4	<input type="radio"/> 5	25	<input type="radio"/> 1	<input type="radio"/> 2	<input type="radio"/> 3	<input type="radio"/> 4	<input type="radio"/> 5	33	<input type="radio"/> 1	<input type="radio"/> 2	<input type="radio"/> 3	<input type="radio"/> 4	<input type="radio"/> 5
2	<input checked="" type="radio"/> 1	<input type="radio"/> 2	<input type="radio"/> 3	<input type="radio"/> 4	<input type="radio"/> 5	10	<input type="radio"/> 1	<input type="radio"/> 2	<input type="radio"/> 3	<input type="radio"/> 4	<input type="radio"/> 5	18	<input type="radio"/> 1	<input type="radio"/> 2	<input type="radio"/> 3	<input type="radio"/> 4	<input type="radio"/> 5	26	<input type="radio"/> 1	<input type="radio"/> 2	<input type="radio"/> 3	<input type="radio"/> 4	<input type="radio"/> 5	34	<input type="radio"/> 1	<input type="radio"/> 2	<input type="radio"/> 3	<input type="radio"/> 4	<input type="radio"/> 5
3	<input type="radio"/> 1	<input checked="" type="radio"/> 2	<input type="radio"/> 3	<input type="radio"/> 4	<input type="radio"/> 5	11	<input type="radio"/> 1	<input type="radio"/> 2	<input type="radio"/> 3	<input type="radio"/> 4	<input type="radio"/> 5	19	<input type="radio"/> 1	<input type="radio"/> 2	<input type="radio"/> 3	<input type="radio"/> 4	<input type="radio"/> 5	27	<input type="radio"/> 1	<input type="radio"/> 2	<input type="radio"/> 3	<input type="radio"/> 4	<input type="radio"/> 5	35	<input type="radio"/> 1	<input type="radio"/> 2	<input type="radio"/> 3	<input type="radio"/> 4	<input type="radio"/> 5
4	<input checked="" type="radio"/> 1	<input type="radio"/> 2	<input type="radio"/> 3	<input type="radio"/> 4	<input type="radio"/> 5	12	<input type="radio"/> 1	<input type="radio"/> 2	<input type="radio"/> 3	<input type="radio"/> 4	<input type="radio"/> 5	20	<input type="radio"/> 1	<input type="radio"/> 2	<input type="radio"/> 3	<input type="radio"/> 4	<input type="radio"/> 5	28	<input type="radio"/> 1	<input type="radio"/> 2	<input type="radio"/> 3	<input type="radio"/> 4	<input type="radio"/> 5	36	<input type="radio"/> 1	<input type="radio"/> 2	<input type="radio"/> 3	<input type="radio"/> 4	<input type="radio"/> 5
5	<input type="radio"/> 1	<input type="radio"/> 2	<input type="radio"/> 3	<input type="radio"/> 4	<input type="radio"/> 5	13	<input type="radio"/> 1	<input type="radio"/> 2	<input type="radio"/> 3	<input type="radio"/> 4	<input type="radio"/> 5	21	<input type="radio"/> 1	<input type="radio"/> 2	<input type="radio"/> 3	<input type="radio"/> 4	<input type="radio"/> 5	29	<input type="radio"/> 1	<input type="radio"/> 2	<input type="radio"/> 3	<input type="radio"/> 4	<input type="radio"/> 5	37	<input type="radio"/> 1	<input type="radio"/> 2	<input type="radio"/> 3	<input type="radio"/> 4	<input type="radio"/> 5
6	<input type="radio"/> 1	<input type="radio"/> 2	<input type="radio"/> 3	<input type="radio"/> 4	<input type="radio"/> 5	14	<input type="radio"/> 1	<input type="radio"/> 2	<input type="radio"/> 3	<input type="radio"/> 4	<input type="radio"/> 5	22	<input type="radio"/> 1	<input type="radio"/> 2	<input type="radio"/> 3	<input type="radio"/> 4	<input type="radio"/> 5	30	<input type="radio"/> 1	<input type="radio"/> 2	<input type="radio"/> 3	<input type="radio"/> 4	<input type="radio"/> 5	38	<input type="radio"/> 1	<input type="radio"/> 2	<input type="radio"/> 3	<input type="radio"/> 4	<input type="radio"/> 5
7	<input type="radio"/> 1	<input type="radio"/> 2	<input type="radio"/> 3	<input type="radio"/> 4	<input type="radio"/> 5	15	<input type="radio"/> 1	<input type="radio"/> 2	<input type="radio"/> 3	<input type="radio"/> 4	<input type="radio"/> 5	23	<input type="radio"/> 1	<input type="radio"/> 2	<input type="radio"/> 3	<input type="radio"/> 4	<input type="radio"/> 5	31	<input type="radio"/> 1	<input type="radio"/> 2	<input type="radio"/> 3	<input type="radio"/> 4	<input type="radio"/> 5	39	<input type="radio"/> 1	<input type="radio"/> 2	<input type="radio"/> 3	<input type="radio"/> 4	<input type="radio"/> 5
8	<input type="radio"/> 1	<input type="radio"/> 2	<input type="radio"/> 3	<input type="radio"/> 4	<input type="radio"/> 5	16	<input type="radio"/> 1	<input type="radio"/> 2	<input type="radio"/> 3	<input type="radio"/> 4	<input type="radio"/> 5	24	<input type="radio"/> 1	<input type="radio"/> 2	<input type="radio"/> 3	<input type="radio"/> 4	<input type="radio"/> 5	32	<input type="radio"/> 1	<input type="radio"/> 2	<input type="radio"/> 3	<input type="radio"/> 4	<input type="radio"/> 5						

Correct answers to all these 39 sample questions are given below. You may check answers against them.

Questions	Answers	Questions	Answers	Questions	Answers	Questions	Answers
1	5	12	5	23	2	34	5
2	1	13	4	24	2	35	4
3	2	14	3	25	1	36	5
4	1	15	2	26	5	37	1
5	4	16	3	27	5	38	3
6	5	17	5	28	1	39	5
7	1	18	3	29	4		
8	3	19	1	30	2		
9	4	20	2	31	4		
10	5	21	5	32	3		
11	1	22	3	33	1		

ANNEXURE – I**Please darken box 16 as follows :**

Category	Code
Scheduled Caste (SC)	1
Scheduled Caste Persons with Disabilities (SC-PWD)	2
Scheduled Tribe (ST)	3
Scheduled Tribe Persons with Disabilities (ST-PWD)	4
Other Backward Class (OBC)	5
Other Backward Class Persons with Disabilities (OBC-PWD)	6
General	7
General Persons with Disabilities (GEN-PWD)	8
Scheduled Caste Ex-Servicemen (SC-EXS)	9
Scheduled Caste Ex-Servicemen Persons with Disabilities (SC-EXS-PWD)	10
Scheduled Tribe Ex-Servicemen (ST-EXS)	11
Scheduled Tribe Ex-Servicemen Persons with Disabilities (ST-EXS-PWD)	12
Other Backward Class Ex-Servicemen (OBC-EXS)	13
Other Backward Class Ex-Servicemen Persons with Disabilities (OBC-EXS-PWD)	14
General Ex-Servicemen (GEN-EXS)	15
General Ex-Servicemen Persons with Disabilities (GEN-EXS-PWD)	16

Note : Persons with Disabilities includes Orthopedically Challenged, Visually Impaired and Hearing Impaired.

* TO BE COPIED FROM THE COVER PAGE OF THE TEST BOOKLET IN THE EXAMINATION HALL.

नीचे दिये गये बॉक्स 1 से 12 में सभी जानकारी बॉल प्वाइंट पेन से लिखिये तथा बॉक्स नं. 13 से अगे HB पेंसिल से ही लिखिये।
In the boxes 1 to 12 below enter all the information by ball point pen and from 13 onwards by HB pencil only.

उत्तर पत्र - 11

ANSWER SHEET-11

पृष्ठ - 1 SIDE-1

1. बुलावा पत्र के अनुसार परीक्षार्थी का नाम अंग्रेजी के बड़े अक्षरों में / Candidate's name in English in CAPITAL letters (as it appears in the Call-letter)

B. PRIYA

2. परीक्षा दिनांक DATE OF EXAM
25-09-2011

6. पद कोड POST CODE(S)
-

7. वर्ग का नाम CATEGORY NAME
GENERAL

3. बोर्ड/संस्था BOARD/ORGANISATION
CALVERY KALPTHARU GRAMEENA BANK

8. प्रश्नपुस्तिका अनुक्रमांक TEST BOOKLET SERIAL NO.

4. परीक्षा केन्द्र CENTRE OF EXAM
MYSORE

9. प्रश्नमासिका क्रमांक TEST BATTERY NUMBER

5. परीक्षार्थी क्रमांक ROLL NO.
1107000599

10. प्रश्न क्रमांक TEST FORM NUMBER

उत्तर देने की पद्धति METHOD OF MARKING ANSWER
① ② ● ④ ⑤

केवल कार्यालय उपयोग हेतु FOR OFFICE USE ONLY

11. परीक्षार्थी के हस्ताक्षर CANDIDATE'S SIGNATURE
B. Priya

12. पर्यवेक्षक के हस्ताक्षर INVIGILATOR'S SIGNATURE

परीक्षार्थियों के लिये अनुरोध :

- नीचे दिये गये तथा पृष्ठ 2 पर स्थित सभी बॉक्सों में HB पेंसिल से ही अंकन करना है।
- आप का अंकन सही या गलत होना चाहेगी कि जिससे अंकगणित के भीतर का अक्षर/अंक मिल न पाये।
- यदि आप अपना परीक्षार्थी क्रमांक, प्रश्न क्रमांक नहीं लिखते हैं तथा 14 और 17 क्रमांक के बॉक्सों में ठीक ढंग से पेंसिल से अंकन नहीं करते हैं तो आप का उत्तरपत्र जांचा नहीं जा सकता है।

INSTRUCTIONS TO THE CANDIDATES:

- All entries in the boxes below and on Side 2 must be made by HB pencil only.
- Marks should be dark and fill the oval completely so that the letter/number inside the oval is not visible.
- If you do not write your Roll Number and Test Form Number and also do not darken the ovals correctly in the boxes 14 and 17 your answersheet may not be assessed.

13. परीक्षार्थी का नाम : खाना क्र. 1 के पहले दस अक्षर/CANDIDATE'S NAME : FIRST TEN LETTERS OF BOX NO. 1

B P R I Y A

A	A	A	A	A	A	A	A	A	A
B	B	B	B	B	B	B	B	B	B
C	C	C	C	C	C	C	C	C	C
D	D	D	D	D	D	D	D	D	D
E	E	E	E	E	E	E	E	E	E
F	F	F	F	F	F	F	F	F	F
G	G	G	G	G	G	G	G	G	G
H	H	H	H	H	H	H	H	H	H
I	I	I	I	I	I	I	I	I	I
J	J	J	J	J	J	J	J	J	J
K	K	K	K	K	K	K	K	K	K
L	L	L	L	L	L	L	L	L	L
M	M	M	M	M	M	M	M	M	M
N	N	N	N	N	N	N	N	N	N
O	O	O	O	O	O	O	O	O	O
P	P	P	P	P	P	P	P	P	P
Q	Q	Q	Q	Q	Q	Q	Q	Q	Q
R	R	R	R	R	R	R	R	R	R
S	S	S	S	S	S	S	S	S	S
T	T	T	T	T	T	T	T	T	T
U	U	U	U	U	U	U	U	U	U
V	V	V	V	V	V	V	V	V	V
W	W	W	W	W	W	W	W	W	W
X	X	X	X	X	X	X	X	X	X
Y	Y	Y	Y	Y	Y	Y	Y	Y	Y
Z	Z	Z	Z	Z	Z	Z	Z	Z	Z

14. परीक्षार्थी क्रमांक CANDIDATE'S ROLL NO.

1107000599

1	1	1	1	1	1	1	1	1	1
2	2	2	2	2	2	2	2	2	2
3	3	3	3	3	3	3	3	3	3
4	4	4	4	4	4	4	4	4	4
5	5	5	5	5	5	5	5	5	5
6	6	6	6	6	6	6	6	6	6
7	7	7	7	7	7	7	7	7	7
8	8	8	8	8	8	8	8	8	8
9	9	9	9	9	9	9	9	9	9
0	0	0	0	0	0	0	0	0	0

15. पद POST

-

1	11
2	12
3	13
4	14
5	15
6	16
7	17
8	18
9	19
10	20

16. वर्ग CATEGORY

7

1	11
2	12
3	13
4	14
5	15
6	16
7	17
8	18
9	19
10	20

17. प्रश्न क्रमांक TEST FORM NO.

*

1	1	1
2	2	2
3	3	3
4	4	4
5	5	5
6	6	6
7	7	7
8	8	8
9	9	9
0	0	0

18. हिन्दी HINDI

1

1
2
3
4
5
6
7
8
9
0

19. OFFICE USE ONLY

1
2
3
4
5
6
7
8
9
0

20. जन्म दिनांक DATE OF BIRTH

दिनांक DATE	मास MONTH	वर्ष YEAR
22	02	87
1	1	1
2	2	2
3	3	3
4	4	4
5	5	5
6	6	6
7	7	7
8	8	8
9	9	9
0	0	0

21. अध्यापन/शाखा DISCIPLINE/FACULTY

उमात्र* HSC	स्ना* DG	स्नाउ* PG
2	2	
1	1	1
2	2	2
3	3	3
4	4	4
5	5	5
6	6	6
7	7	7
8	8	8
9	9	9
0	0	0

कला ARTS
वणिज्य COMMERCE
कृषि AGRI.
विज्ञान SCIENCE
अभियांत्रिकी/प्रौद्योगिकी ENGG./TECH.
प्रबंधन MGMT.
अन्य OTHERS

22. शिक्षा का माध्यम MEDIUM OF INSTRUCTION

माहात्रा* SSC	उमात्र* HSC	स्नातक* DEGREE	स्नातकोत्तर PG
16	13	13	
1	1	1	1
2	2	2	2
3	3	3	3
4	4	4	4
5	5	5	5
6	6	6	6
7	7	7	7
8	8	8	8
9	9	9	9
0	0	0	0

23. अंको का प्रतिशत PERCENT OF MARKS

माहात्रा* SSC	उमात्र* HSC	स्ना* DG	स्नाउ* PG
65	63	69	
1	1	1	1
2	2	2	2
3	3	3	3
4	4	4	4
5	5	5	5
6	6	6	6
7	7	7	7
8	8	8	8
9	9	9	9
0	0	0	0

24. विद्यालय/महाविद्यालय का स्थान PLACE OF SCHOOL/COLLEGE

ग्राम VILLAGE	तहसील मुख्यालय TEHSIL H.Q.	जिला मुख्यालय DISTRICT H.Q.	राज्य की राजधानी STATE CAPITAL	महानगरी METROPOLIS
1	1	1	1	1
2	2	2	2	2
3	3	3	3	3
4	4	4	4	4
5	5	5	5	5
6	6	6	6	6
7	7	7	7	7
8	8	8	8	8
9	9	9	9	9
0	0	0	0	0

25. परिवार की वार्षिक आय रु. में ANNUAL FAMILY INCOME IN Rs.

30,000 से कम BELOW 30,000 ①

30,001-60,000 ②

60,001-1,00,000 ③

1,00,001-3,00,000 ④

3,00,001 और अधिक 3,00,001 & ABOVE ⑤

26. माता पिता की शिक्षा PARENTAL EDUCATION

अनपढ़ ILITERATE	पिता FATHER	माता MOTHER
1	1	1
2	2	2
3	3	3
4	4	4
5	5	5
6	6	6
7	7	7

अपढ़ ILITERATE
प्राथमिक PRIMARY (I-IV STD PASS)
पूर्व माध्यमिक MIDDLE (VII STD PASS)
माध्यमिक SSC (X STD PASS)
उच्च माध्यमिक HSC (XII STD PASS)
स्नातक GRADUATE
स्नातकोत्तर POST GRADUATE

27. आप का सम्प्रदाय YOUR RELIGION

हिंदू HINDU ●

मुस्लिम MUSLIM ②

सिक्ख SIKH ③

इसाई CHRISTIAN ④

जोरॉस्ट्रियन ZOROASTRIAN ⑤

यहुदी JEW ⑥

नवबौद्ध NEO BUDDHIST ⑦

अन्य OTHERS ⑧

28. लिंग SEX

पुरुष MALE ①

स्त्री FEMALE ●

*माहात्रा = माध्यमिक शालागत प्रमाणपत्र (10 वीं कक्षा का) *उमात्र = उच्च माध्यमिक प्रमाणपत्र (12 वीं कक्षा का) *स्ना = स्नातक *स्नाउ = स्नातकोत्तर
*वर्ष के केवल अंतिम दो अंक लिखिये; जैसे वर्ष 1996 के लिये 96। *WRITE THE LAST TWO DIGITS OF THE YEAR; e.g. FOR YEAR 1996 WRITE 96.

AK 04/4

सभी उत्तर HB पेन्सिल द्वारा ही अंकित कीजिये

MARK ALL THE ANSWERS BY HB PENCIL ONLY.

1	1 2 3 4 5	61	1 2 3 4 5	121	1 2 3 4 5	181	1 2 3 4 5	241	1 2 3 4 5
2	1 2 3 4 5	62	1 2 3 4 5	122	1 2 3 4 5	182	1 2 3 4 5	242	1 2 3 4 5
3	1 2 3 4 5	63	1 2 3 4 5	123	1 2 3 4 5	183	1 2 3 4 5	243	1 2 3 4 5
4	1 2 3 4 5	64	1 2 3 4 5	124	1 2 3 4 5	184	1 2 3 4 5	244	1 2 3 4 5
5	1 2 3 4 5	65	1 2 3 4 5	125	1 2 3 4 5	185	1 2 3 4 5	245	1 2 3 4 5
6	1 2 3 4 5	66	1 2 3 4 5	126	1 2 3 4 5	186	1 2 3 4 5	246	1 2 3 4 5
7	1 2 3 4 5	67	1 2 3 4 5	127	1 2 3 4 5	187	1 2 3 4 5	247	1 2 3 4 5
8	1 2 3 4 5	68	1 2 3 4 5	128	1 2 3 4 5	188	1 2 3 4 5	248	1 2 3 4 5
9	1 2 3 4 5	69	1 2 3 4 5	129	1 2 3 4 5	189	1 2 3 4 5	249	1 2 3 4 5
10	1 2 3 4 5	70	1 2 3 4 5	130	1 2 3 4 5	190	1 2 3 4 5	250	1 2 3 4 5
11	1 2 3 4 5	71	1 2 3 4 5	131	1 2 3 4 5	191	1 2 3 4 5	251	1 2 3 4 5
12	1 2 3 4 5	72	1 2 3 4 5	132	1 2 3 4 5	192	1 2 3 4 5	252	1 2 3 4 5
13	1 2 3 4 5	73	1 2 3 4 5	133	1 2 3 4 5	193	1 2 3 4 5	253	1 2 3 4 5
14	1 2 3 4 5	74	1 2 3 4 5	134	1 2 3 4 5	194	1 2 3 4 5	254	1 2 3 4 5
15	1 2 3 4 5	75	1 2 3 4 5	135	1 2 3 4 5	195	1 2 3 4 5	255	1 2 3 4 5
16	1 2 3 4 5	76	1 2 3 4 5	136	1 2 3 4 5	196	1 2 3 4 5	256	1 2 3 4 5
17	1 2 3 4 5	77	1 2 3 4 5	137	1 2 3 4 5	197	1 2 3 4 5	257	1 2 3 4 5
18	1 2 3 4 5	78	1 2 3 4 5	138	1 2 3 4 5	198	1 2 3 4 5	258	1 2 3 4 5
19	1 2 3 4 5	79	1 2 3 4 5	139	1 2 3 4 5	199	1 2 3 4 5	259	1 2 3 4 5
20	1 2 3 4 5	80	1 2 3 4 5	140	1 2 3 4 5	200	1 2 3 4 5	260	1 2 3 4 5
21	1 2 3 4 5	81	1 2 3 4 5	141	1 2 3 4 5	201	1 2 3 4 5	261	1 2 3 4 5
22	1 2 3 4 5	82	1 2 3 4 5	142	1 2 3 4 5	202	1 2 3 4 5	262	1 2 3 4 5
23	1 2 3 4 5	83	1 2 3 4 5	143	1 2 3 4 5	203	1 2 3 4 5	263	1 2 3 4 5
24	1 2 3 4 5	84	1 2 3 4 5	144	1 2 3 4 5	204	1 2 3 4 5	264	1 2 3 4 5
25	1 2 3 4 5	85	1 2 3 4 5	145	1 2 3 4 5	205	1 2 3 4 5	265	1 2 3 4 5
26	1 2 3 4 5	86	1 2 3 4 5	146	1 2 3 4 5	206	1 2 3 4 5	266	1 2 3 4 5
27	1 2 3 4 5	87	1 2 3 4 5	147	1 2 3 4 5	207	1 2 3 4 5	267	1 2 3 4 5
28	1 2 3 4 5	88	1 2 3 4 5	148	1 2 3 4 5	208	1 2 3 4 5	268	1 2 3 4 5
29	1 2 3 4 5	89	1 2 3 4 5	149	1 2 3 4 5	209	1 2 3 4 5	269	1 2 3 4 5
30	1 2 3 4 5	90	1 2 3 4 5	150	1 2 3 4 5	210	1 2 3 4 5	270	1 2 3 4 5
31	1 2 3 4 5	91	1 2 3 4 5	151	1 2 3 4 5	211	1 2 3 4 5	271	1 2 3 4 5
32	1 2 3 4 5	92	1 2 3 4 5	152	1 2 3 4 5	212	1 2 3 4 5	272	1 2 3 4 5
33	1 2 3 4 5	93	1 2 3 4 5	153	1 2 3 4 5	213	1 2 3 4 5	273	1 2 3 4 5
34	1 2 3 4 5	94	1 2 3 4 5	154	1 2 3 4 5	214	1 2 3 4 5	274	1 2 3 4 5
35	1 2 3 4 5	95	1 2 3 4 5	155	1 2 3 4 5	215	1 2 3 4 5	275	1 2 3 4 5
36	1 2 3 4 5	96	1 2 3 4 5	156	1 2 3 4 5	216	1 2 3 4 5	276	1 2 3 4 5
37	1 2 3 4 5	97	1 2 3 4 5	157	1 2 3 4 5	217	1 2 3 4 5	277	1 2 3 4 5
38	1 2 3 4 5	98	1 2 3 4 5	158	1 2 3 4 5	218	1 2 3 4 5	278	1 2 3 4 5
39	1 2 3 4 5	99	1 2 3 4 5	159	1 2 3 4 5	219	1 2 3 4 5	279	1 2 3 4 5
40	1 2 3 4 5	100	1 2 3 4 5	160	1 2 3 4 5	220	1 2 3 4 5	280	1 2 3 4 5
41	1 2 3 4 5	101	1 2 3 4 5	161	1 2 3 4 5	221	1 2 3 4 5	281	1 2 3 4 5
42	1 2 3 4 5	102	1 2 3 4 5	162	1 2 3 4 5	222	1 2 3 4 5	282	1 2 3 4 5
43	1 2 3 4 5	103	1 2 3 4 5	163	1 2 3 4 5	223	1 2 3 4 5	283	1 2 3 4 5
44	1 2 3 4 5	104	1 2 3 4 5	164	1 2 3 4 5	224	1 2 3 4 5	284	1 2 3 4 5
45	1 2 3 4 5	105	1 2 3 4 5	165	1 2 3 4 5	225	1 2 3 4 5	285	1 2 3 4 5
46	1 2 3 4 5	106	1 2 3 4 5	166	1 2 3 4 5	226	1 2 3 4 5	286	1 2 3 4 5
47	1 2 3 4 5	107	1 2 3 4 5	167	1 2 3 4 5	227	1 2 3 4 5	287	1 2 3 4 5
48	1 2 3 4 5	108	1 2 3 4 5	168	1 2 3 4 5	228	1 2 3 4 5	288	1 2 3 4 5
49	1 2 3 4 5	109	1 2 3 4 5	169	1 2 3 4 5	229	1 2 3 4 5	289	1 2 3 4 5
50	1 2 3 4 5	110	1 2 3 4 5	170	1 2 3 4 5	230	1 2 3 4 5	290	1 2 3 4 5
51	1 2 3 4 5	111	1 2 3 4 5	171	1 2 3 4 5	231	1 2 3 4 5	291	1 2 3 4 5
52	1 2 3 4 5	112	1 2 3 4 5	172	1 2 3 4 5	232	1 2 3 4 5	292	1 2 3 4 5
53	1 2 3 4 5	113	1 2 3 4 5	173	1 2 3 4 5	233	1 2 3 4 5	293	1 2 3 4 5
54	1 2 3 4 5	114	1 2 3 4 5	174	1 2 3 4 5	234	1 2 3 4 5	294	1 2 3 4 5
55	1 2 3 4 5	115	1 2 3 4 5	175	1 2 3 4 5	235	1 2 3 4 5	295	1 2 3 4 5
56	1 2 3 4 5	116	1 2 3 4 5	176	1 2 3 4 5	236	1 2 3 4 5	296	1 2 3 4 5
57	1 2 3 4 5	117	1 2 3 4 5	177	1 2 3 4 5	237	1 2 3 4 5	297	1 2 3 4 5
58	1 2 3 4 5	118	1 2 3 4 5	178	1 2 3 4 5	238	1 2 3 4 5	298	1 2 3 4 5
59	1 2 3 4 5	119	1 2 3 4 5	179	1 2 3 4 5	239	1 2 3 4 5	299	1 2 3 4 5
60	1 2 3 4 5	120	1 2 3 4 5	180	1 2 3 4 5	240	1 2 3 4 5	300	1 2 3 4 5

केवल कार्यालय उपयोग हेतु FOR OFFICE USE ONLY

इस स्थान में अपना परीक्षा क्रमांक लिखिये। Write your Roll. No. in this box.

29.

1	1	0	7	0	0	0	5	9	9
---	---	---	---	---	---	---	---	---	---

I	II	III	IV	V	VI	कुल TOTAL

नीचे दिये गये खाना क्र. 1 से 12 में सभी जानकारी बाल प्वाइंट पेन से लिखिये तथा खाना क्र. 13 से आगे HB पेंसिल से ही लिखिये ।
In the boxes 1 to 12 below enter all the information by ball point pen and from 13 onwards by HB pencil only.

उत्तर पत्र - 11
ANSWER SHEET-11
पृष्ठ - 1 SIDE-1

1. बुलावा पत्र के अनुसार परीक्षार्थी का नाम अंग्रेजी के बड़े अक्षरों में / Candidate's name in English in CAPITAL letters (as it appears in the Call-letter)

2. परीक्षा दिनांक DATE OF EXAM		3. बोर्ड/संस्था BOARD/ORGANISATION		4. परीक्षा केन्द्र CENTRE OF EXAM		5. परीक्षार्थी क्रमांक ROLL NO.	
6. पद कोड POST CODE(S)		7. वर्ग का नाम CATEGORY NAME		8. प्रश्नपुस्तिका अनुक्रमांक TEST BOOKLET SERIAL NO.		9. प्रश्नमालिका क्रमांक TEST BATTERY NUMBER	
10. प्ररूप क्रमांक TEST FORM NUMBER		11. परीक्षार्थी के हस्ताक्षर CANDIDATE'S SIGNATURE		12. पर्यवेक्षक के हस्ताक्षर INVIGILATOR'S SIGNATURE			
उत्तर देने की पद्धति METHOD OF MARKING ANSWER ① ② ● ④ ⑤		केवल कार्यालय उपयोग हेतु FOR OFFICE USE ONLY SPECIMEN COPY					

परीक्षार्थियों के लिये अनुरोध :

- नीचे दिये गये तथा पृष्ठ 2 पर स्थित सभी खानों में HB पेंसिल से ही अंकन करना है ।
- आप का अंकन इतना गहरा होना चाहिये कि जिससे अंडाकृति के भीतर का अक्षर/अंक दिस न पाये ।
- यदि आप अपना परीक्षार्थी क्रमांक, प्ररूप क्रमांक नहीं लिखते हैं तथा 14 और 17 क्रमांक के खानों में ठीक ढंग से पेंसिल से अंकन नहीं करते हैं तो आप का उत्तरपत्र जांचा नहीं जा सकता है ।

INSTRUCTIONS TO THE CANDIDATES:

- All entries in the boxes below and on Side 2 must be made by HB pencil only.
- Marks should be dark and fill the oval completely so that the letter/number inside the oval is not visible.
- If you do not write your Roll Number and Test Form Number and also do not darken the ovals correctly in the boxes 14 and 17 your answersheet may not be assessed.

13. परीक्षार्थी का नाम : खाना क्र. 1 के पहले दस अक्षर/CANDIDATE'S NAME : FIRST TEN LETTERS OF BOX NO. 1		14. परीक्षार्थी क्रमांक CANDIDATE'S ROLL NO.		15. पद POST		16. वर्ग CATEGORY		17. प्ररूप क्रमांक TEST FORM NO.		18. हिन्दी HINDI		19. OFFICE USE ONLY			
A A A A A A A A A A B B B B B B B B B B C C C C C C C C C C D D D D D D D D D D E E E E E E E E E E F F F F F F F F F F G G G G G G G G G G H H H H H H H H H H I I I I I I I I I I J J J J J J J J J J K K K K K K K K K K L L L L L L L L L L M M M M M M M M M M N N N N N N N N N N O O O O O O O O O O P P P P P P P P P P Q Q Q Q Q Q Q Q Q Q R R R R R R R R R R S S S S S S S S S S T T T T T T T T T T U U U U U U U U U U V V V V V V V V V V W W W W W W W W W W X X X X X X X X X X Y Y Y Y Y Y Y Y Y Y Z Z Z Z Z Z Z Z Z Z		1 1 1 1 1 1 1 1 1 1 2 2 2 2 2 2 2 2 2 2 3 3 3 3 3 3 3 3 3 3 4 4 4 4 4 4 4 4 4 4 5 5 5 5 5 5 5 5 5 5 6 6 6 6 6 6 6 6 6 6 7 7 7 7 7 7 7 7 7 7 8 8 8 8 8 8 8 8 8 8 9 9 9 9 9 9 9 9 9 9 0 0 0 0 0 0 0 0 0 0		1 11 2 12 3 13 4 14 5 15 6 16 7 17 8 18 9 19 10 20		1 11 2 12 3 13 4 14 5 15 6 16 7 17 8 18 9 19 10 20		* 1 1 1 2 2 2 3 3 3 4 4 4 5 5 5 6 6 6 7 7 7 8 8 8 9 9 9 0 0 0		① ② ③ ④ ⑤ ⑥ ⑦ ⑧ ⑨ ⑩		① ② ③ ④ ⑤ ⑥ ⑦ ⑧ ⑨ ⑩			
20. जन्म दिनांक DATE OF BIRTH		21. अध्ययन/शाखा DISCIPLINE/FACULTY		22. शिक्षा का माध्यम MEDIUM OF INSTRUCTION											
दिनांक DATE MONTH YEAR*		उमात्र* HSC स्ना* DG स्नाउ* PG		माशाप्र* SSC उमात्र* HSC स्नातक* DEGREE स्नातकोत्तर PG											
1 1 1 1 1 1 1 1 1 1 2 2 2 2 2 2 2 2 2 2 3 3 3 3 3 3 3 3 3 3 4 4 4 4 4 4 4 4 4 4 5 5 5 5 5 5 5 5 5 5 6 6 6 6 6 6 6 6 6 6 7 7 7 7 7 7 7 7 7 7 8 8 8 8 8 8 8 8 8 8 9 9 9 9 9 9 9 9 9 9 0 0 0 0 0 0 0 0 0 0		कला ARTS 1 1 1 वणिज्य COMMERCE 2 2 2 कृषि AGRI. 3 3 3 विज्ञान SCIENCE 4 4 4 अभियांत्रिकी/प्रीवोगिकी ENGG/TECH. 5 5 5 प्रबंधन MGMT. 6 6 6 अन्य OTHERS 7 7 7		1 1 1 2 2 2 3 3 3 4 4 4 5 5 5 6 6 6 7 7 7 8 8 8 9 9 9 0 0 0		1 1 1 2 2 2 3 3 3 4 4 4 5 5 5 6 6 6 7 7 7 8 8 8 9 9 9 0 0 0		1 1 1 2 2 2 3 3 3 4 4 4 5 5 5 6 6 6 7 7 7 8 8 8 9 9 9 0 0 0		1 1 1 2 2 2 3 3 3 4 4 4 5 5 5 6 6 6 7 7 7 8 8 8 9 9 9 0 0 0		1 1 2 2 3 3 4 4 5 5 6 6 7 7 8 8 9 9 0 0		1 1 2 2 3 3 4 4 5 5 6 6 7 7 8 8 9 9 0 0	
23. अंकों का प्रतिशत PERCENT OF MARKS		24. विद्यालय/महाविद्यालय का स्थान PLACE OF SCHOOL/COLLEGE		25. परिवार की वार्षिक आय रु. में ANNUAL FAMILY INCOME IN Rs.		26. माता पिता की शिक्षा PARENTAL EDUCATION		27. आप का संप्रदाय YOUR RELIGION		28. लिंग SEX					
माशाप्र* SSC उमात्र* HSC स्ना* DG स्नाउ* PG		ग्राम VILLAGE तहसील मुख्यालय TEHSIL H.Q. जिला मुख्यालय DISTRICT H.Q. राज्य की राजधानी STATE CAPITAL महानगरी METROPOLIS		30,000 से कम BELOW 30,000 30,001-60,000 60,001-1,00,000 1,00,001-3,00,000 3,00,001 और अधिक 3,00,001 & ABOVE		अनपढ़ ILLITERATE प्राथमिक PRIMARY (I-IV STD PASS) पूर्व माध्यमिक MIDDLE (VII STD PASS) माध्यमिक SSC (X STD PASS) उच्च माध्यमिक HSC (XII STD PASS) स्नातक GRADUATE स्नातकोत्तर POST GRADUATE		हिंदू HINDU ① मुस्लिम MUSLIM ② सिक्ख SIKH ③ इसाई CHRISTIAN ④ जोरॉस्ट्रियन ZOROASTRIAN ⑤ यहूदी JEW ⑥ नवबौद्ध NEO BUDDHIST ⑦ अन्य OTHERS ⑧		① ② ③ ④ ⑤ ⑥ ⑦ ⑧		M पुरुष MALE F स्त्री FEMALE			

*माशाप्र = माध्यमिक शालान्त प्रमाणपत्र (10 वीं कक्षा का) *उमात्र = उच्च माध्यमिक प्रमाणपत्र (12 वीं कक्षा का) *स्ना = स्नातक *स्नाउ = स्नातकोत्तर

*वर्ष के केवल अंतिम दो अंक लिखिये, जैसे वर्ष 1996 के लिये 96 । *WRITE THE LAST TWO DIGITS OF THE YEAR; e.g. FOR YEAR 1996 WRITE 96.

AK 03-6

